

# Suffering

## Part 5

### How should we Live NOW?

#### Craft & Game Ideas

##### Craft Ideas

#### 1. Faith, Hope and Love Wall Hanging

##### You will need:

- Heavy white paper
- Printout of hearts; one with 1 Corinthians 13:13 and the 3 small hearts (see template below)
- Collage, stickers to decorate each heart
- Coloured yarn/string
- Hole punch
- Coloured pencils, pens

##### Instructions:

1. Print out hearts.
2. Decorate as desired.
3. Put hole in top and base of large heart and then in top and bottom of Faith, Hope hearts and only in top of Love heart.
4. Thread string through the holes linking the large heart and the small ones so they fall.
5. Attach string through top of large heart and hang in desired place.

#### 2. Weaving Heart

##### You will need:

- Template of heart (see below)
- Small heart with words
- Heavy craft paper
- Coloured paper cut into 2cm wide strips
- Glue

##### Instructions:

1. Fold a large sheet of craft paper in half for each child.
2. Print and cut out the template and place the straight edge on the folded edge of your craft paper.
3. Use the template as your guide as you cut your heart shape out.
4. Cut along the dotted lines.
5. Open up heart shape.
6. Weave coloured paper.
7. When weaving is finished glue small heart in centre.

**And now these three  
remain:  
faith, hope and love.  
But the greatest of these  
is love.**

**1 Corinthians 13:13**




**By  
Faith**



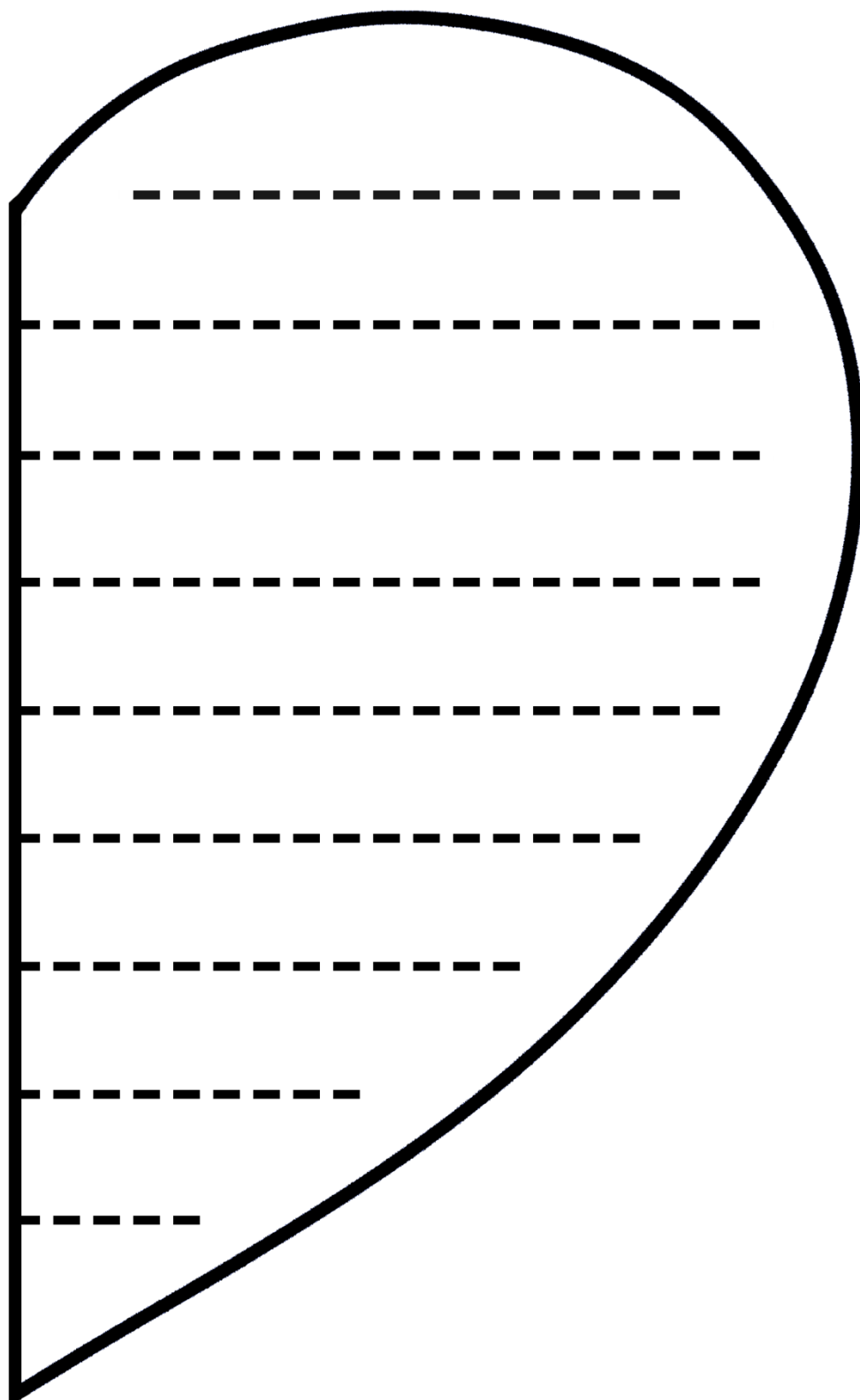
**In  
Hope**



**Showing  
Love**




**Because of  
Jesus  
we can live...**



# Suffering

## Part 5



### How should we Live NOW?

#### Craft & Game Ideas

##### Game Ideas

###### 1. Balloon Soccer

###### You will need:

- Large play area – inside or off grass is ideal
- 6 round balloons

(If playing with a small number. If playing with a larger number of kids – have an even number of balloons, at least the same number, as kids playing)

- Same number of paper plates as kids (these make the bats)
- Toilet rolls or paper towel rolls (to make handles for the bats)
- Sticky tape
- Collage, pens, sticker to decorate the bats
- Permanent marker

###### Instructions:

- Blow up balloons.
- Decorate paper plates and attach them to the handles (cardboard rolls)
- Write on balloons FAITH, HOPE, LOVE and UNBELIEF, HOPELESS, HATE (if playing with larger group, write words out at least twice).
- Put kids into 2 teams. The aim of the game is to 'bat' all balloons with Faith, hope, love into one end of the play area and disbelief, hopeless and hate into the other end of play area. One team is to bat faith, hope and love and the other team to bat disbelief, hopeless and hate.

###### 2. God Understand Cup Knockdown

**Aim:** to be the first team to knock down all the cups and form the words "God understands"

###### You will need:

- 42 paper cups – to make 2 sets of cups to knockdown
- Small nerf gun and bullets or softish ball to throw
- Felt pen

###### Instructions:

1. Write the letters that make up the words "God Understands" on the inside of the cups – 14 cups will be written on, one letter per cup.
2. Make 2 pyramids using 21 cups per pyramid.
3. Put kids into 2 teams.
4. Line kids up behind each other a few meters away from pyramids.
5. Each team needs a Nerf gun or ball.
6. On "GO" kids take turns to knock over cups to collect the letters. They can only collect the cups they knock down. Hand Nerf gun/ball to next player and continue until all the cups have been knocked down and the words are formed. Blank cups are a decoy!