


How to Use Quiz Worx Home Delivery



Quiz Worx exists to share Jesus with kids everywhere. Our usual method of doing this is through performing Biblically faithful, creative and fun live puppet shows. However, due to COVID-19, we are unable to do our live shows. Yet we are excited to present the Good News through **Quiz Worx Home Delivery** - *Bringing Clear Bible Teaching to You*.


Each week Quiz Worx releases a new Kids' Talk video which can be used as part of an online church service or family devotion time. Each kids' talk comes with Activity Sheets, Game/Craft ideas, Discussion Questions and 'Digging Deeper' Family Devotions to help you share Jesus with the kids in your church and family. We pray this will be a blessing and encouragement to many kids, families and churches.

FOR CHURCHES:

Here are some suggestions for making the most of the 'Quiz Worx Home Delivery' material as part of an online church service:

1. Pray
2. Ensure the kids and parents in your church have access to the activity sheets and discussion questions. Feel free to offer these directly from your church website, attach them to an email to church families, print them out and deliver/post them, or encourage them to sign up themselves at www.quizworx.com/HomeDelivery
3. Play the Kids' Talk video towards the start of your service, either by including in your live or pre-recorded service, or by sending families a link to watch on YouTube.
4. During the sermon/teaching time for the adults, parents can encourage kids to work on the activity sheets, and possibly craft (if they can work on this unsupervised).
5. After the sermon parents can lead a short discussion using the discussion questions provided. Then families can play the suggested games together in their household or with other families online (e.g. via Zoom) and get hands-on with the craft activity.
6. During the week, families can use the 'Digging Deeper' Family Devotions together to explore God's Word further at a time that suits them.
7. See more about permissions for churches here:
<http://www.quizworx.com/qwhd-permissions/>

How to Use Quiz Worx Home Delivery




FOR FAMILIES:

Here are some suggestions for making the most of the 'Quiz Worx Home Delivery' material as a family:

1. Print off the Activity sheets, Game/Craft ideas and Discussion Questions & Family Bible Devotions ahead of time.
2. Pray together.
3. Play the Kids' Talk video – you can stream/download it directly from this google drive or watch it on YouTube link that is e-mailed to you each week.
4. CHOOSE YOUR OWN ADVENTURE: after watching the kids' talk, feel free to continue with any of the additional elements, in an order that works for you and your family.
5. Kids will enjoy the Activity Sheets which include colouring in, mazes, find-a-words and other fun activities. There is one provided for kids ages 2-4, 4-8 and for kids ages 9-12.
6. Parents can use the provided discussion questions to lead a short discussion any time after watching the kids' talk.
7. Playing games together or with other families online (e.g. via Zoom) and getting hands-on with the craft activity can help to reinforce the message of the talk (and should be a lot of fun too).
8. Families may choose to move right into the 'Digging Deeper' Family Devotions during this time or choose other times later in the week to explore God's Word further together (try and find a regular time that works with your family).
9. See more about permissions for families and individuals here:
<http://www.quizworx.com/qwhd-permissions/>

Friendship with God



An Overview of the Bible

In this 3-part series, Quiz Worx Home Delivery will be taking you on a journey through God's special book, the Bible. The Bible is God's precious word to us which is all about Jesus and the good and wondrous things that he brings.

The Bible is a book that you can spend days, weeks, months, years, your whole life reading, as you discover more and more about Jesus. We are only giving an overview in our 3-part series, but our hope and prayer is that this series will inspire, encourage and equip you and your children to want to read the Bible more and more for yourselves. And our hope is that you will grow in your love and knowledge of our Lord and Saviour, Jesus, as you marvel at his great love which has made a way for people to be friends with God forever.

The three Kids' Talk videos in this series will take us through the whole Bible from Genesis where the friendship between people and God was broken, through the Gospels where the friendship between people and God is restored, through to Revelation and the promise of a perfected friendship between people and God when Jesus returns. Each video will have accompanying discussion questions for you to work through with your children.

We have also provided some further 'Digging Deeper' Family Devotions. These will help you and your family discover more about Jesus and the good and wondrous things he brings.

We have worked hard to make this 3-part overview of the Bible engaging and appealing to both Christians and non-Christians. Therefore, we hope and pray that you can use these Kids' Talk videos to introduce your family and friends to God's Word so they can get to know Jesus for themselves, and discover the good and wondrous things he brings.

Friendship with God

An Overview of the Bible

Broken Friendships

Discussion Questions after 'Broken Friendships' Kid's Talk Video

In this week's Kids' Talk video, Rosie tells Jordan about the book she has written. It's about a birthday party that goes very wrong leading to broken friendships. Also, in the video, we looked at the true story of the Bible about the perfect creation God made. We saw that people chose to reject God and so their special friendship with God was broken. But unlike Rosie, God knows that a broken friendship is a terrible way to finish a story...

1. In Rosie's book, why was Posie upset? Do you think she should have been so upset?
2. What made the end of Rosie's story so sad?
3. In the Bible, what happened to break the friendship between God and people? How did that make God feel? Do you think he should have felt this way?
4. Was that the end of God's story? What did God promise to do?

Pray

Thank God that his love for us can never be undone.

Thank God that He sent Jesus to make a way for our broken friendship with him to be restored.



Digging Deeper

Family Devotions



How to use 'Digging Deeper' for the 'Friendship with God (an overview of the Bible)' series.

To help you through our 'Friendship with God' series, each week we will provide three devotions. We encourage you to read these passages with those in your household at a time that suits, and use the questions to guide you as you talk about and reflect on how followers of Jesus are to live God's way.

We looked at several different Bible translations when creating these questions. Feel free to use any version as you work through them as a family.

Memory Verse Challenge

The Memory Verse for our 'Friendship with God (an overview of the Bible)' series is from Luke 24:46-47. We've created a fun music video to help you learn these words of Jesus! You can find the memory verse video in the 'Friendship with God (an overview of the Bible)' folder on the Google Drive or you can watch it at: [INSERT YOUTUBE LINK](#)

Devotion 1 – Read Genesis 3:6-13, 22-24

In Genesis chapter 3 we read about the sad day when sin entered the world. Adam and Eve chose to disobey God by eating the fruit from the tree that God had instructed them not to eat from. Because of this, the special friendship between God and people was broken.


1. Have you ever been tempted to do something that you have been told not to do? What decision did you make and why? Were there any consequences?
2. Why do you think Adam and Eve disobeyed God and ate the fruit? What happened after they ate it and how did that change their relationship with God?
3. How does it make you feel that God punished Adam and Eve this way? Can you see any evidence of God's grace, love and mercy in these verses?

Pray

Spend time saying sorry to God for disobeying Him.

Thank God that the broken friendship between God and people isn't the end of his story.

Digging Deeper



Family Devotions

Devotion 2 – Read Romans 3:10-12; 23

In the book of Romans, the Apostle Paul is explaining to the Jews and the Gentiles (non-Jews) that no one deserves to be friends with God, because no one can be good enough.

1. What is the reason Paul gives for the sad truth that no one deserves to be friends with God?
2. How do you feel when you read these words telling us that we all disobey God and turn away from Him?
3. Why do you think disobeying God ruins our friendship with God?

Pray

Ask God to remind you that no one is better than anyone else. We are all sinful and need rescuing.

Read Romans 3:24 and give thanks that God made a way for our friendship with him to be restored through Jesus.

Devotion 3 – Read Isaiah 53:1-6

The book of Isaiah was written roughly 600 years before Jesus. Here the prophet Isaiah speaks about the coming Messiah who would bring salvation.

1. What kind of saviour does Isaiah describe? Who do you think this Saviour might be?
2. What is the 'good news' in these verses? Circle/underline the parts that help you see that.
3. From these verses, can you see how God planned to fix our broken friendship with him? How does this make you feel?


Pray

Give thanks that God had a plan, years before Jesus was even born, to restore our broken friendship with him.

Give thanks that anyone can come to Jesus for forgiveness so they can be friends with God.

Do you know anyone who needs to hear the Good News of the Bible? Pray for them. And then you could invite them to watch Quiz Worx Home Delivery with you.

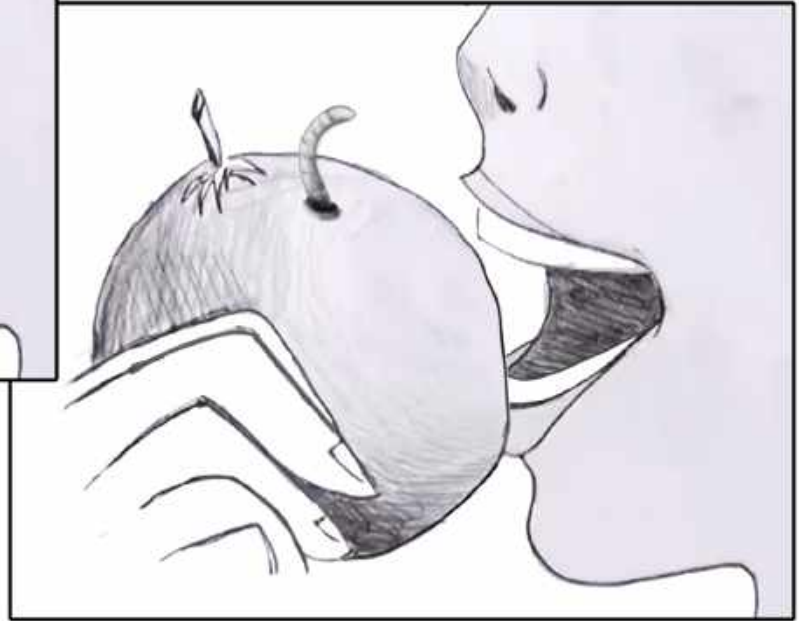
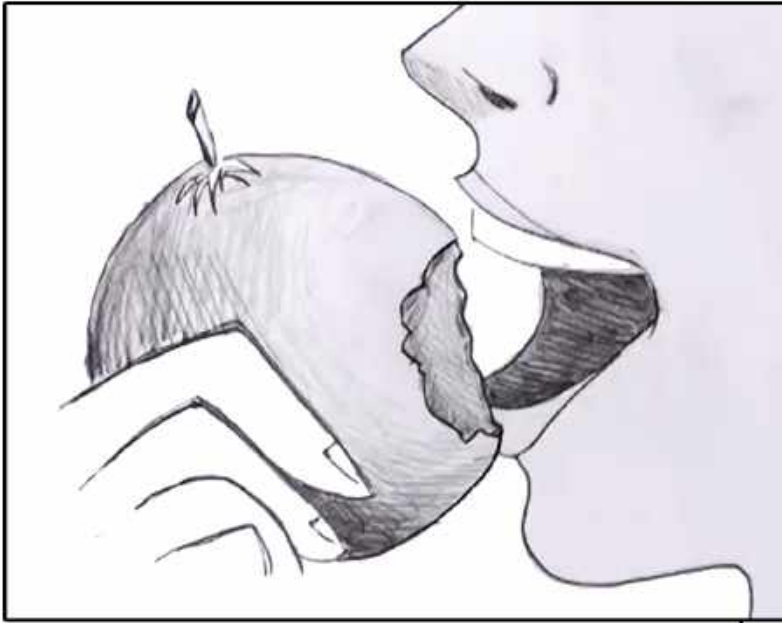
Colour in:




**Trust Jesus
to be friends
with God**



Can you find the 5 differences:



Read what Jesus brings and then find your way through the maze:



God is the one who made everything.

Draw your favourite animal God has made:




Colour in:




The Bible says that friendship with God
is broken because everyone has....

Colour in the shapes marked with an X:



But the Bible also tells us that...

When you have read the message,
find your way through the maze:



Find all the words:

W	O	N	D	E	R	O	U	S	T	D	M	I	G	T
W	Y	G	G	O	E	C	E	B	R	E	A	U	Y	T
I	W	Q	R	K	V	R	M	X	U	C	D	S	V	L
A	T	J	P	W	O	R	L	D	S	A	E	W	E	U
S	D	W	N	F	T	R	S	G	T	Y	N	Z	W	I
U	N	D	O	N	E	Y	T	Z	S	L	O	V	E	P
E	V	E	R	Y	T	H	I	N	G	I	L	F	R	K
S	T	O	R	Y	D	X	B	R	O	K	E	N	E	K
T	E	R	R	I	B	L	E	J	G	T	I	A	J	N
F	R	I	E	N	D	S	H	I	P	U	G	N	E	A
R	S	S	T	H	I	N	G	S	G	R	R	E	C	L
F	R	U	I	T	F	I	N	T	O	N	E	V	T	D
F	R	I	E	N	D	S	F	R	O	E	A	E	Z	S
W	K	E	V	D	R	G	I	K	D	D	T	R	W	E
L	K	N	E	W	Q	E	I	I	S	X	N	S	H	L

STORY
GOOD
WONDEROUS
THINGS
TURNED

FRIEND
FRIENDSHIP
BROKEN
TRUSTS
EVERYTHING

MADE
FRUIT
TERRIBLE
WORLD
DECAY

REJECT
GREAT
LOVE
NEVER
UNDONE

Friendship with God

An Overview of the Bible



Broken Friendships

Craft & Game Ideas

Craft Ideas

1. Make A Puzzle

You will need:

- Printout of Puzzle (see template below)
- Scissors
- Coloured pens/crayons/pencils
- Small bag to keep puzzle pieces in

Instructions:

1. Print out picture onto card stock (if available).
2. Colour in picture.
3. Cut out puzzle pieces.
4. Have fun putting it back together!


2. Snap

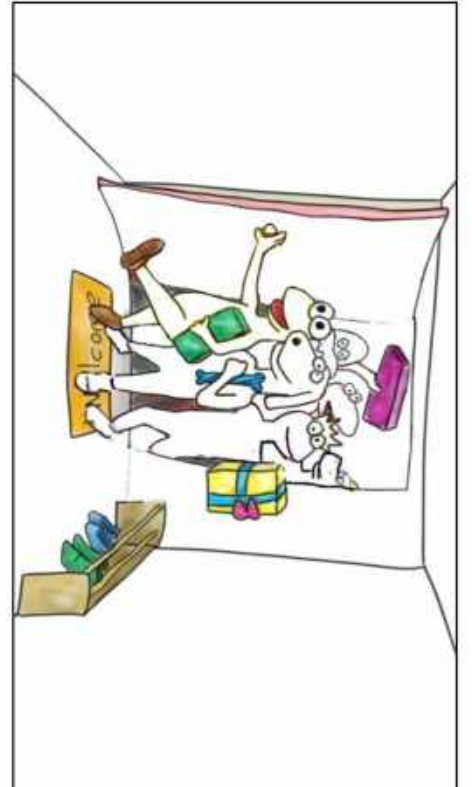


You will need:


- Printout of pictures (see page 3)
- Coloured pens/pencils/crayons
- Scissors


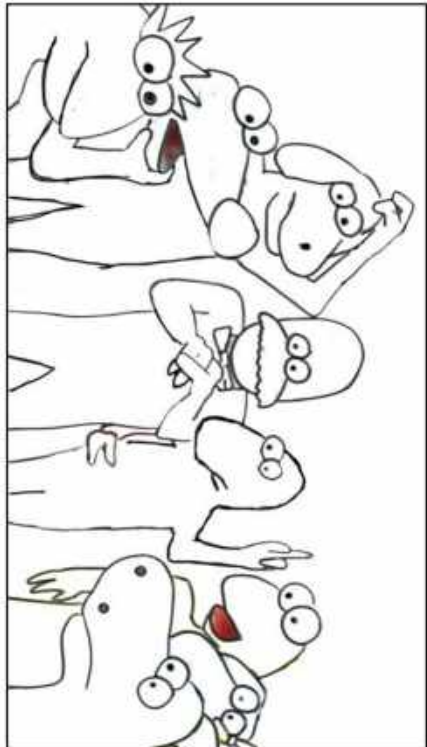
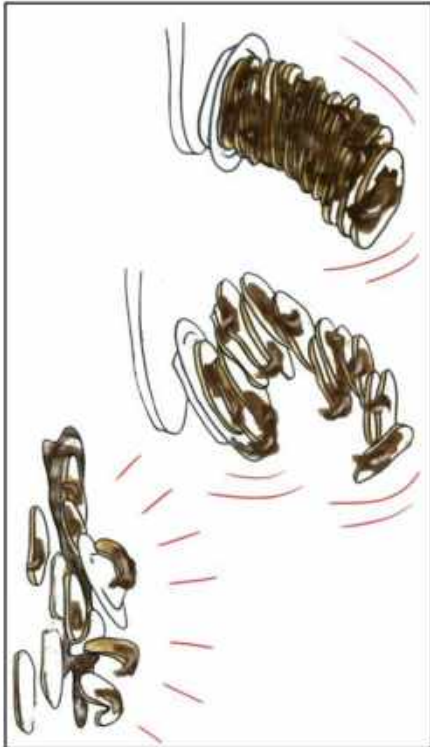

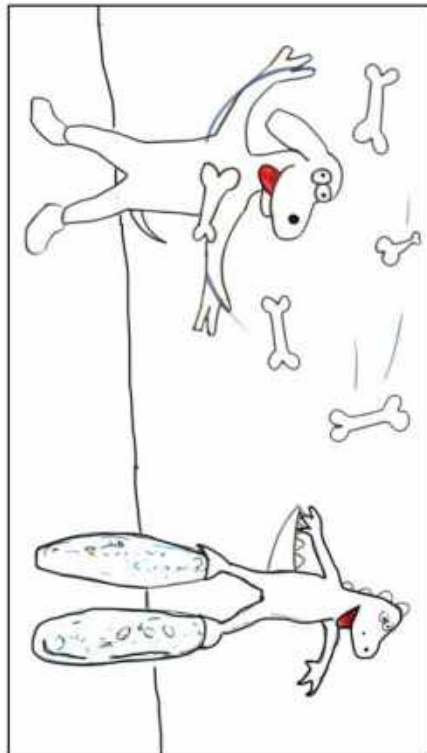

Instructions:

1. Print out pictures
2. Colour them in
3. Cut them out
4. Enjoy a game of Snap together or use cards to retell the story









Friendship with God

An Overview of the Bible



Broken Friendships

Craft & Game Ideas

Game Ideas

1. Can You Fix It

You will need:

- Something made out of Lego (or some other construction type toy)

Instructions:

- Ask someone to build a creation out of Lego. Make it fairly detailed and the person making it needs to remember how it all goes together.
- The person playing then gets 1 minute to look at it carefully
- Creation then gets broken up and the player has about 5 min to put it back together again.
- Aim is to make the creation hard enough so it can't be put back together.

(The item can be made to suit the age of the child ie. younger child easier design, older child, harder design)

- Play as many times as you like.

2. Keep Apart

You will need:

- Balloons – one per player
- Drinking straw – one per player
- Permanent marker
- Open space either inside house or on deck, garage etc.

Instructions:

1. Either play with 2 people or small teams.
2. Draw on the balloons 2 things that don't go well together. E.g. dog and cat, cat and mouse, sun and snowman: 1 object on each balloon. If playing in teams, one team will have one thing e.g. the dog, and the other team has the other thing e.g. the cat.
3. Object is to have one team/person chasing the other team e.g. the dog balloons chasing the cat balloons.
4. Designate the playing area.
5. Have all players hold their balloons and straws and on "GO" one team/player has to chase the other team/player by blowing their balloon and keeping it in the air as they chase the other players.
6. Game ends if the chasing player/s get their balloon to run into the opposing team/player OR if a balloon hits the ground.
7. This can be played just by hitting balloon with hands and keeping it in the air if playing with smaller kids.