

# Friendship with God

## An Overview of the Bible

### Restored Friendships

### Craft & Game Ideas

#### Craft Ideas

##### 1. Friendship Tree

You will need:

- A4 white paper
- Coloured Paper
- Scissors
- Pencils
- Glue

Instructions:

1. Gather kids together & get them to draw around their hand on the coloured paper. (Note: if doing this at home with only 1 kid, they can make multiples of their own hands).



2. Cut out a trunk shape on brown paper & stick to A4 white paper.



# Friendship with God

## An Overview of the Bible

### Restored Friendship


### Craft & Game Ideas

#### Craft Ideas

3. Cut out hand shapes & get kids to write what God did to restore our friendship with him as well as what they can do when they face broken friendships in their own lives.



4. Stick the hands to the tree trunk to make a tree.



# Friendship with God

## An Overview of the Bible

### Restored Friendships

#### Craft & Game Ideas

##### Craft Ideas

##### 2. Friendship Banner

You will need:


- A4 piece of Paper
- Watercolour paints
- Hole punch
- Paper fasteners (or as an alternative you can use string or just glue)

Instructions:

1. On an A4 piece of paper draw 2 people outlines. (repeat 2 more times)



2. Get kids to colour people in with water paints.



# Friendship with God

## An Overview of the Bible

### Restored Friendship

### Craft & Game Ideas

#### Craft Ideas

3. Draw a cross on another piece of paper.



4. Cut out cross & people.



# Friendship with God

## An Overview of the Bible

### Restored Friendship

### Craft & Game Ideas

#### Craft Ideas

5. Colour in cross & write on cross "Jesus restores our friendship with God"



6. Punch hole in people's hands & sides of cross.




7. Use paper fasteners to connect people together with the cross in between.



# Friendship with God

## An Overview of the Bible



### Restored Friendship

### Craft & Game Ideas

#### Game Ideas

##### 1. Stuck in The Mud (adapted for Broken/ Restored Friendship)

###### You will need:

- You & four friends (minimum)

###### Instructions:

1. Choose one player to be in.
2. The player who is in must run around and tag as many other players as they can.
3. When tagged, a player is in a 'broken friendship with God', they cannot move and must stand with their legs and arms apart.
4. The only way to be freed is for a non-tagged player to crawl through their legs. Player who crawls through says "trust Jesus to be restored." Players are safe while crawling under legs and cannot be tagged.
5. The game ends when all players have had enough!

##### 2. Red light (broken friendship), Green light (restored friendship)

###### You will need:

- At minimum 3 people but better with more.

###### Instructions:

1. Pick someone to be "in" (the person calling Broken or Restored)
2. Everyone else stands at the opposite end of the field or room.
3. The person who is "in" turns around/ away, calls "restored!" & everyone tries to sneak forward
4. The person "in" can turn around at any time and call out "broken!" Everyone else has to freeze. If they are caught moving they must go back to the start
5. When someone reaches the person who is "in" friendship is restored & players change over.