


THE BOOK OF ACTS

Craft & Game Ideas



Craft ideas

1. Shadow Puppets


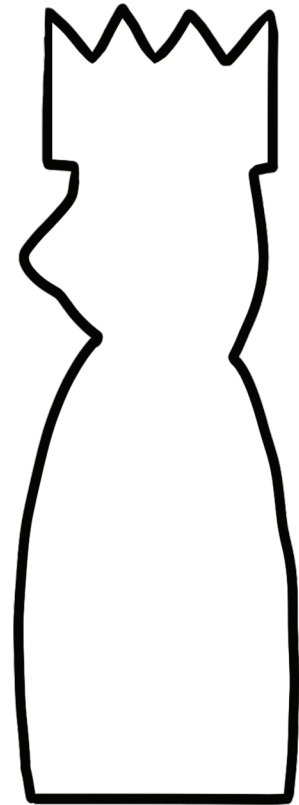



To remind us that the Risen King Jesus is the only REAL King, you can make your own shadow puppets of the characters that were featured in this week's Kids' Talk.

You will need:

- Print out of the mini shadow puppets (see next page)
- Scissors
- Glue or sticky tape
- Paddle pop stick
- Flashlight
- A white sheet or cloth


Instructions:

1. Print out the next page which has the mini shadow puppets on it.
2. Colour in the shadow puppets so they look like each character.
3. Using scissors, cut out the mini shadow puppets.
4. Use glue or sticky tape to attach each shadow puppet to the end of a paddle pop stick.
5. Hang a white sheet against a wall or suspended between two chairs to create your own shadow puppet theatre.
6. Shine a flashlight behind the shadow puppets to cast their shadow onto the white sheet. Make sure the room is dark to more easily see the shadows.
7. Use the flashlight and shadow puppets for the Shadow Puppet Theatre game (see Game ideas).



THE BOOK OF ACTS

Craft & Game Ideas



Craft ideas

2. A King's Crown

To remind us of the Risen King Jesus, who won the battle against King Herod, you can make your own crown. Jesus is the only REAL King of God's Kingdom and his mission and kingdom cannot be stopped!

You will need:

- Paper or coloured paper
- Scissors
- Colour pencils, crayons or textas
- Toilet roll
- Fun things to decorate with such as rhinestones, beads, glitter or jewels

Instructions:

1. Draw an outline of a crown from one side of the piece of paper to the other so that when the paper is cut out, you can fold it around your head.
2. Using a texta or crayon or coloured pencil, draw a big 'J' in the middle of the crown to show that Jesus is the only REAL King.
3. Decorate the crown with jewels or beads or colour pencils so it looks like a crown fit for a king!
4. Cut out the outline of the crown using the scissors.
5. Using glue or sticky tape, attach one end of the crown to the other end.
6. Place the crown on your head just like a king!

THE BOOK OF ACTS

Craft & Game Ideas

Game Ideas

1. Shadow Puppet Theatre

1. Hang the white sheet against a wall or surface that will give you enough space to act behind (such as between two chairs).
2. Hang (or have someone hold) a flashlight or portable light behind the sheet so it shines on the sheet.
3. Practise using your puppets. If their shadows look too big, move the puppets closer to the sheet, if the shadows look too small, move them further away.
4. Using Acts 12 as a guide, recreate and act out the big battle and events that happened with James, Peter, King Herod and the angel.

3. Fortress Dodgeball

1. Set up two bins or anything that can indicate a marker at opposite ends of a yard or field or a large room. These will be the fortresses.
2. Form two teams. Each team has to defend the fortress on their side.
3. A ball or two are in the middle of the 'battlefield' and each team has to get the ball and throw it at the other team's fort.
4. If you are hit, you are out but if another person on your team catches the ball, they can bring you back in.
5. The first team to hit the other teams fortress with a ball wins the battle.

