


THE BOOK OF ACTS

Craft & Game Ideas



Craft Ideas

1. Build a Boat

You will need:

- Empty boxes
- Plastic cartons
- Paper and other scrap materials

Instructions:

1. Using your imagination and your materials, build a boat (image attached for example).
2. Paul travelled on boats to many different places to tell people about the Risen King Jesus. Use your boat to help you act out Paul's journeys.

You might not travel to all the places that Paul did, but you can be involved in the mission by telling your friends, your family and your neighbours about the Risen King Jesus.

2. Make the Signposts

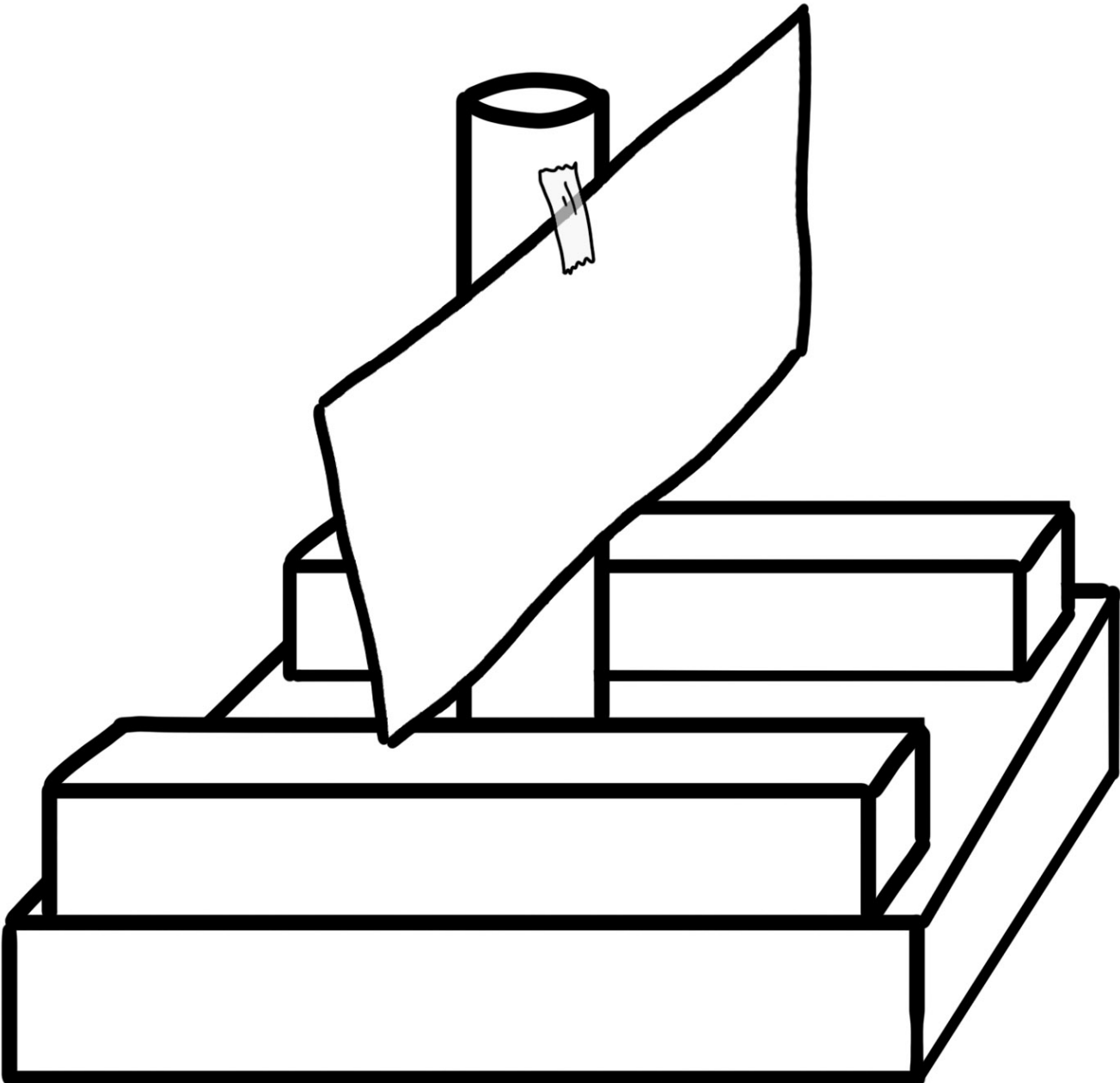
You will need:

- Signpost template (see below)
- Cardstock to print on or to glue signs onto
- Paddle pop sticks or similar to glue sign onto
- Glue
- Pens/pencils/crayons
- Scissors

Instructions:

1. Print signs onto cardstock or paper
2. Trace over town names
3. If printed on paper, then glue onto card to make them stronger
4. Colour in signs
5. Glue onto paddle pop sticks or similar

Use the signs to retell the story with the boat above. Draw Paul and his companions on separate bits of paper or card to help retell the story.



Welcome to

Antioch

A town in Syria

Welcome to

Paphos

A town on the island of Cyprus

Welcome to

Pisidian Antioch


A town in modern Turkey

Welcome to

Lystra

Another town in modern Turkey

THE BOOK OF ACTS



Craft & Game Ideas

Game Ideas

1. Paul Packing Relay

You will need:

- 2 small bags e.g. kids backpack.
- 2 sets of items for the kids to pack e.g. some form of clothing, shoes, bible, hat, food item.
- 2 sets of items Paul wouldn't have had e.g. phone (toy or real), camera, car keys or toy car etc.

Instructions:

1. Place the packing items in 2 piles and the bag at one end of the play area (hallway, lounge room, yard, wherever you have space for short running distance).
2. Start at the opposite end to where you have placed the packing items.
3. On 'GO', run and collect the bag and bring it back to the starting position. They keep running back and forth collecting all the things, 1 by 1, that Paul could pack leaving behind the things that Paul wouldn't have had like the phone.
4. First person to finish packing Paul's bag is the winner.

2. Journey Memory Game

Instructions:

1. Someone begins a sentence by saying "I'm going on a journey and I'm taking _____ (say something you'd take on a journey e.g. Bible)".
2. Next person then says "I'm going on a journey and I'm taking _____ (first person item) and _____ (whatever person 2 item is).
3. Next person says "I'm going on a journey and I'm taking _____ (1st person item) and _____ (2nd person item) and _____ (3rd person item).
4. Continue playing until someone forgets an item.

OR

5. Play as above but when it gets to what you're taking on your journey you have to describe the item instead e.g. "I'm going on a journey and I'm taking something that you take photos with (camera).
6. 2nd person says "I'm going on a journey and I'm taking a camera (1st person) and something to keep my teeth clean (toothbrush).
7. 3rd person "I'm going on a journey and I'm taking a camera, toothbrush and something to buy a gift with (money) etc. Keep playing until someone forgets an item.